



On the  
Water  
Designs

**Pole Docks**  
Designer Series



*Dock Designs As Unique  
As Your Waterfront*



**20% Off All Docks**

**SHOW SPECIAL!**

Conditions Apply. Ask for Details

**10% Off All Other Items**



[www.OnTheWaterDesigns.com](http://www.OnTheWaterDesigns.com)



# Pole Docks

## Designer Series

Designer Series Pole Docks, the cornerstone of On the Water Designs, are hand crafted by experienced welders using the highest quality Canadian materials at our factory in Muskoka. Each section utilizes marine-grade aluminum framing and stainless steel fasteners to ensure a completely rust free design. Pole docks are ideal for shallow water and clients looking for security and stability in a dock.

Do you have a growing family? Our docks can be reconfigured and expanded to be as enjoyable in the future as it is in the first year.

Custom sizes and flexible design features allow for additional flexibility where needed. All frames\* include decking support stringers every 16" allowing for almost any choice of decking both now and in the future. Our exclusive deck panel clips clamp decking securely to the frame giving peace of mind in rough conditions.

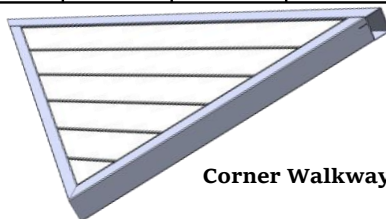
\*4' wide frames span 24" unless sold with PVC"

All Pole Docks Include:

- ✓ Frame & Decking (If Purchased)
- ✓ Foot Pads & Pole Caps
- ✓ Connecting Fasteners
- ✓ 10 Year Welded Frame Warranty



Size		Dock				Ramp			
		No Decking	Micro Pro PT	Western Red Cedar	PVC Endeck / Thruflow	No Decking	Micro Pro PT	Western Red Cedar	PVC Endeck / Thruflow
4'	10'	1,125	1,625	1,900	2,525	\$1,025	\$1,425	\$1,775	\$2,400
		PD0410-NO	PD0410-PT	PD0410-WR	PD0410-PV	PR0410-NO	PR0410-PT	PR0410-WR	PR0410-PV
	15'	1,625	2,300	2,775	3,700	\$1,775	\$2,475	\$2,975	\$3,625
		PD0415-NO	PD0415-PT	PD0415-WR	PD0415-PV	PR0415-NO	PR0415-PT	PR0415-WR	PR0415-PV
	20'	2,200	3,050	3,575	4,825	\$2,475	\$3,325	\$4,100	\$4,950
		PD0420-NO	PD0420-PT	PD0420-WR	PD0420-PV	PR0420-NO	PR0420-PT	PR0420-WR	PR0420-PV
6'	10'	1,575	2,100	2,450	3,275	\$1,350	\$1,850	\$2,300	\$2,925
		PD0610-NO	PD0610-PT	PD0610-WR	PD0610-PV	PR0610-NO	PR0610-PT	PR0610-WR	PR0610-PV
	15'	1,950	2,975	3,525	4,825	\$2,050	\$3,050	\$3,725	\$4,500
		PD0615-NO	PD0615-PT	PD0615-WR	PD0615-PV	PR0615-NO	PR0615-PT	PR0615-WR	PR0615-PV
	20'	2,625	3,900	4,625	6,350	\$3,050	\$4,175	\$5,100	\$6,350
		PD0620-NO	PD0620-PT	PD0620-WR	PD0620-PV	PR0620-NO	PR0620-PT	PR0620-WR	PR0620-PV
8'	10'	2,250	3,225	3,725	4,625	\$1,650	\$3,050	\$3,600	\$4,400
		PD0810-NO	PD0810-PT	PD0810-WR	PD0810-PV	PR0810-NO	PR0810-PT	PR0810-WR	PR0810-PV
	15'	3,125	4,525	5,150	6,000	\$2,600	\$4,275	\$5,050	\$6,000
		PD0815-NO	PD0815-PT	PD0815-WR	PD0815-PV	PR0815-NO	PR0815-PT	PR0815-WR	PR0815-PV
	20'	4,100	5,750	6,600	8,200	\$3,175	\$5,600	\$6,800	\$8,950
		PD0820-NO	PD0820-PT	PD0820-WR	PD0820-PV	PR0820-NO	PR0820-PT	PR0820-WR	PR0820-PV
10'	10'	2,675	4,100	4,750	6,400	\$2,425	\$4,000	\$4,875	\$6,250
		PD1010-NO	PD1010-PT	PD1010-WR	PD1010-PV	PR1010-NO	PR1010-PT	PR1010-WR	PR1010-PV
	15'	3,625	5,650	6,500	8,700	\$2,950	\$5,200	\$6,150	\$8,350
		PD1015-NO	PD1015-PT	PD1015-WR	PD1015-PV	PR1015-NO	PR1015-PT	PR1015-WR	PR1015-PV
	20'	4,975	7,150	8,300	11,000	\$3,675	\$6,650	\$7,950	\$10,700
		PD1020-NO	PD1020-PT	PD1020-WR	PD1020-PV	PR1020-NO	PR1020-PT	PR1020-WR	PR1020-PV
Corner Walkway	3'	610	680	680	890				
		DS0003-NO	DS0003-PT	DS0003-WR	DS0003-PV				
	4'	660	780	780	1,025				
		DS0004-NO	DS0004-PT	DS0004-WR	DS0004-PV				
	5'	730	870	870	1,150				
		DS0005-NO	DS0005-PT	DS0005-WR	DS0005-PV				



Corner Walkway



Delivery & Installation is available through a professional 3rd party installation crew.

Delivery is \$200/HR one way. Installation is generally 10% - 13% and may change based on specific requirements.



All prices subject to change without notice. All measurements are approximate.

# Pole Docks

## Designer Series

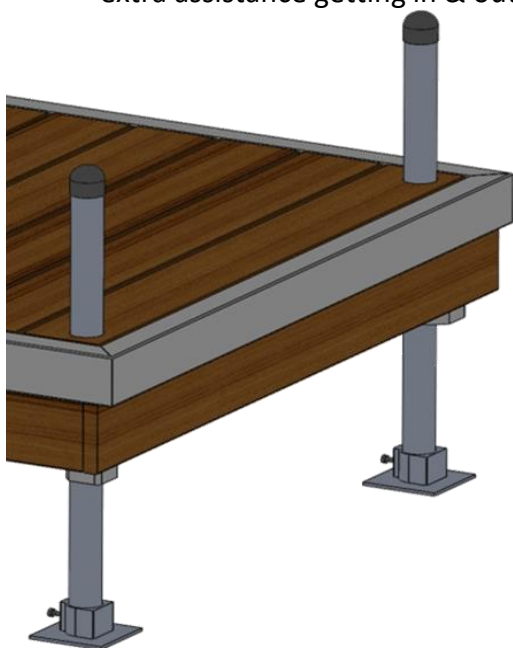


### Pole Dock Options

HD Anchor Package For Pole Dock	Kit contains 175lb anchor, 2 cables, turnbuckles & fastening hardware	\$ 330.00			
		DS9060			
Accessory Reinforcement	HD aluminum bracket welded below decking to reinforce cleats & mooring whips	\$ 70.00	\$ 70.00		
		Cleat AH0040	Whip AH0041		
Extra Leg Holder	Add leg holders where needed to complete your design. 2 are typically needed at the start of a system. Also used to create "L" shapes	\$ 85.00	\$ 100.00		
		Standard AH0075	Hidden AH0070		
Hidden Leg Upgrade	Dock Legs stay hidden below your decking for a clean appearance. Pole adjustment is limited to 8"	\$ 41.50	\$ 75.00		
		10' DS9070-10	15' & 20' DS9070-15		
Soft Bottom Solution	Sinking past your ankles? Use Large Feet Sinking to your shins? Use Patio Stones	\$ 36.75	\$ 17.00		
		Large Foot AH0090	Patio Stone OH0015		
Skirting (/ft)	Deck board running below dock frame adds an attractive natural finish and hides the gap between the dock and water	\$ 5.85	\$ 8.30	\$ 9.80	\$ 17.00
		Brackets Only DS9025-NO	PT DS9025-PT	Cedar DS9025-WR	PVC DS9025-PV
Anti-Sway Bar	Telescopic bar runs diagonally between two legs. Optional on 6' legs & recommended with 8' legs	\$ 95.00	\$ 105.00	\$ 115.00	\$ 125.00
		4' AH0010-04	6' AH0010-06	8' AH0010-08	10' AH0010-10
Aluminum Pole	1-1/2" Sched 40 marine grade aluminum pole. Anti-sway bars recommended where 8' poles are used	\$ 40.00	\$ 65.00	\$ 85.00	\$ 260.00
		4' AH0005-04	6' AH0005-06	8' AH0005-08	24' AH0005-24

### Standard Leg Design

- ✓ Legs raised above decking can be used to tie up your boat
- ✓ Great for fluctuating water levels allowing you to raise & lower your dock the full height of the dock legs
- ✓ Can act as a support handle for people needing extra assistance getting in & out of boats



### Why Choose Hidden Leg Upgrade:

- ✓ Poles hidden below decking is a cleaner look and more aesthetically pleasing
- ✓ Hidden leg eliminates unwanted hazard of dock legs protruding through decking
- ✓ Dock legs remain hidden under decking allowing more useable surface area
- ✓ Choose when dock height will not need to be adjusted more than 8"



# Pole Docks

## Designer Series

### Contact Us

On the Water Designs  
Kilworthy (Muskoka) ON  
(866) 477-0177  
info@onthewaterdesigns.com

### Heavy Slant P Bumper



\$ 65.00

10'4" Length

BU5124-##

WH BL

### Large Corner Bumper

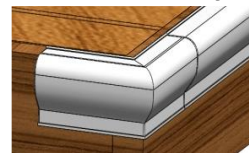


\$47.50

BU0065-##

BE WH BL GY

### Heavy Outside Corner



\$45.00

BU0060-##

WH BL GY

### 6" Flip Up Cleat



\$ 25.00

CL0601-##

WH BL GY

Install 6" Cleat LB2006 \$ 15.00

Hardware Only SS9006-CB 10



### Bumper Installation

Factory Install Bumper	LB2010	\$25
Factory Install Corner	LB2015	\$10
Bumper Screws (100pk)	SS0822-SC	\$30

### Premium Solar Light



\$55.00

SL0000-WH

### Solar Dock Lite (2pk)



\$55.00

SL0010-WH

### Solar Post Lite (2pk)



\$95.00

SL0025-WH

### Hand Rail - Aluminum



10'	DS9055-10	\$ 570
15'	DS9055-15	860
20'	DS9055-20	1,150



Premium Mooring Whips

Capacity		Size
8'	2,500 lbs	\$ 400
		WH0250
12'	5,000 lbs	600
		WH0500
14'	10,000 lbs	700
		WH1000
Wake Watcher	3,500 lbs	650
		WH0350
Install Whips		40
		LB2025



Wake Watcher™

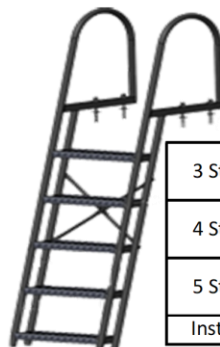


Water Entry Staircase

Height		Grey
3 Step	24"-36"	\$ 920
		LA5003
4 Step	30"-42"	1,075
		LA5004
5 Step	36"-48"	1,250
		LA5005
6 Step	42"-54"	1,400
		LA5006
7 Step	48"-60"	1,550
		LA5007
8 Step	54"-66"	1,700
		LA5008

#### Measurements

Inside Width	27.5"
Outside Width	31.5"
Railing Height	32"
Step Rise	7.5"



Angled Ladder

	Black	White	Grey	Measurements
3 Step	\$ 550	\$ 550	\$ 510	ID 18"
	LA0103-BL	LA0103-WH	LA0103-GY	OD 20.5"
4 Step	620	620	560	Step Height 11"
	LA0104-BL	LA0104-WH	LA0104-GY	3 Step 33"
5 Step	690	690	600	4 Step 44"
	LA0105-BL	LA0105-WH	LA0105-GY	5 Step 55"
Install Ladder	LB2020			Angle 15°